

GET IN  
TOUCH

# EMERGENCY STOP

Product overview

















SWITCH ON TO SAFETY

# WHEN IT REALLY COUNTS

At RAFI you'll find the perfect emergency stop for your application. Whether small or large, reset by pulling or turning, rugged or elegant – we have the solution for you. Always in traditional RAFI reliability and quality.



## TECHNICAL DATA

→	Product	Highlights	Panel cut-out	Depth behind panel with contact block	Reset by	Contacts	Rated voltage/ Rated current	Terminals	Degree of protection DIN EN 60529	Illumination
	<b>LUMOTAST 16</b> OPTIONAL: active/inactive	Extremely compact, always secure. Optional illuminable for night design	Ø 16.2 mm	18 mm	rotation	1 NC, 2 NC, 2 NC + 1 NO	35 V / 100 mA (Au) 35 V / 6 A (Ag)	quick connector 2.8 x 0.5 mm, solderable	IP 65 IP 67	optional illumination of the arrows possible
	<b>LUMOTAST 25</b>	Elegant and compact. Square collar, reverse polarity protected flat ribbon cable connection	Ø 16.2 mm	30.7 mm	pulling	2 NC	25 V / 100 mA	quick connector / flat-ribbon cable or PCB plug-in socket	IP 65	no
	<b>LUMOTAST 22</b> OPTIONAL: active/inactive	Compact design. Night design with illuminated arrows, optional: signal contact at 2 NC + 1 NO	Ø 22.3 mm	17.6 mm	rotation	2 NC 2 NC + 1 NO, 1 NC + 1 NO	240 V / 1.5 A (AC) 250 V / 0,275 A (DC)	quick connector 2.8 x 0.8 mm, solderable	IP 65	optional illumination of the arrows possible
	<b>RAFIX 16</b> standard	Standard for 16.2 mm panel cut-out. Optional: contact block with coupling monitoring for additional security	Ø 16.2 mm	44.7 mm (quick connect) 51.3 mm (screw terminals) 47 mm (PCB)	rotation	1 NO, 1 NC, 2 NO, 2 NC, 1 NC + 1 NO, 2 NC + 1 NO	35 V / 250 mA (Au) 250 V / 6 A (Ag)	quick connector 2.8 x 0.8 mm, solderable, screw terminals, PCB-plug-in socket	IP 65	no
	<b>RAFIX 16</b> large	Large actuating area for reliable switching. Optional: contact block with coupling monitoring for additional security	Ø 16.2 mm	44.7 mm (quick connect) 51.3 mm (screw terminals) 47 mm (PCB)	rotation	1 NC, 2 NC, 1 NC + 1 NO, 2 NC + 1 NO	35 V / 250 mA (Au) 250 V / 6 A (Ag)	quick connector 2.8 x 0.8 mm, solderable, screw terminals, PCB-plug-in socket	IP 65	no
	<b>RAFIX 16 F</b>	Round and square design. Optional: contact block with coupling monitoring for additional security	Ø 22.3 mm □ 23.1 mm	51.7 mm (quick connect) 58.3 mm (screw terminals) 54 mm (PCB)	rotation	1 NC, 2 NC, 1 NC + 1 NO, 2 NC + 1 NO	35 V / 250 mA (Au) 250 V / 6 A (Ag)	quick connector 2.8 x 0.8 mm, solderable, screw terminals, PCB-plug-in socket	IP 65	no
	<b>RAFIX 22 QR</b> illuminable	The standard in the control cabinet. Suitable for heavy currents, numerous approvals. Optional: illuminated window for night design or mechanical switching position indication	Ø 22.3 mm	56.4 mm	rotation, pulling	1 NC, 2 NC, 1 NC + 1 NO, 2 NC + 1 NO	35 V / 100 mA (Au) 250 V / 10 A (Ag)	quick-connect terminal 6.3 x 0.8 mm / 2 x 2.8 x 0.8 mm, screw terminal, cage clamp	IP 65	alternatively to switching position indicator
	<b>RAFIX 22 QR</b> with lock	The standard in the control cabinet. With 'master key' for resetting of activated push-button, suitable for heavy currents, numerous approvals	Ø 22.3 mm	56.4 mm	rotation	1 NC, 2 NC, 1 NC + 1 NO, 2 NC + 1 NO	35 V / 100 mA (Au) 250 V / 10 A (Ag)	quick-connect terminal 6.3 x 0.8 mm / 2 x 2.8 x 0.8 mm, screw terminal, cage clamp	IP 40	no
	<b>RAFIX 22 FS+</b> standard	The standard with opaque mushroom head. Also available with increased protection class IP 69 or with 2 NC + 1 NO contact, combinable with all RAFIX FS emergency stop contact blocks	Ø 22.3 mm	27 mm (quick connect) 9.2 mm (PCB)	rotation, pulling	1 NC, 2 NC, 1 NC + 1 NO, 2 NC + 1 NO	35 V / 100 mA (Au) 250 V / 4 A (Ag)	quick connector 2.8 x 0.8 mm, PCB	IP 65 (rotation) IP 69 (pulling)	optional by center window
	<b>RAFIX 22 FS+</b> compact OPTIONAL: active/inactive	Elegant and compact. Night design with illuminated arrows, LUMOTAST 22 design style with modular construction, combinable with all the RAFIX 22 FS emergency stop contact blocks	Ø 22.3 mm	27 mm (quick connect) 9.2 mm (PCB)	rotation	1 NC, 2 NC, 1 NC + 1 NO	35 V / 100 mA (Au) 250 V / 4 A (Ag)	quick connector 2.8 x 0.8 mm, PCB	IP 65	arrows (optional)
	<b>RAFIX 22 FSR</b> plastic mushroom head	Rugged model with metal body and plastic mushroom head. Optional: illuminable windows, combinable with all RAFIX FS emergency stop contact blocks	Ø 22.3 mm	27 mm (quick connect) 9.2 mm (PCB)	pulling	1 NC, 2 NC, 1 NC + 1 NO	35 V / 100 mA (Au) 250 V / 4 A (Ag)	quick connector 2.8 x 0.8 mm, PCB	IP 65 IP 67 IP 69	optional by center windows
	<b>RAFIX 22 FSR</b> metal mushroom head	Rugged model with top design and metal mushroom head. Combinable with all RAFIX FS emergency stop contact blocks	Ø 22.3 mm	27 mm (quick connect) 9.2 mm (PCB)	pulling	1 NC, 2 NC, 1 NC + 1 NO	35 V / 100 mA (Au) 250 V / 4 A (Ag)	quick connector 2.8 x 0.8 mm, PCB	IP 65 IP 67 IP 69	optional by center windows
	<b>RAMO 22/30E</b>	The ready-to-connect model: simplest M12 Plug & Play connection, one-piece mono housing	Ø 22.3 mm (RAMO 22 E) Ø 30.3 mm (RAMO 30 E)	30.2 mm without connector (RAMO 22 E) 36.4 mm without connector (RAMO 30 E)	rotation	2 NC	35 V / 100 mA (Au)	M12 (4-pin or 5-pin)	IP 65	–
	<b>E-BOX</b>	The emergency stop in a housing. Ready-to-connect with M12 plug, or modular type for direct connection	–	–	rotation, pulling	1 NC, 2 NC, 1 NC + 1 NO, 2 NC + 1 NO	35 V / 100 mA (Au)	CageClamp® or M12	IP 65	optional

The information in this brochure only contains general descriptions and / or performance features, which may not apply precisely as described to the respective application, and which may change due to further product enhancements. The technical data, illustrations and other information about our products are the mere results of individual technical testing. These descriptions and other product features are only binding if they expressly agreed upon at the time of the

conclusion of a binding contract. In all other cases, we reserve the right to make technical changes as well as changes of availability. Pictures and other graphic illustrations are approximations only.

All product names may be trademarks or brand names of the RAFI Group or any other sub-supplier of RAFI. The use of such by any third parties for their own purposes may infringe the rights of the respective entity holding those rights.

**RAFI GmbH & Co. KG**

Ravensburger Str. 128–134, D-88276 Berg/Ravensburg

Phone: +49 751 89-0, Fax: +49 751 89-1300

[www.rafi.de](http://www.rafi.de), [info@rafi.de](mailto:info@rafi.de)

**RAFI**