



# Type:EI30 ta70°C/F

VDE file No. 40051864

UL file No.E352173 class 2/3

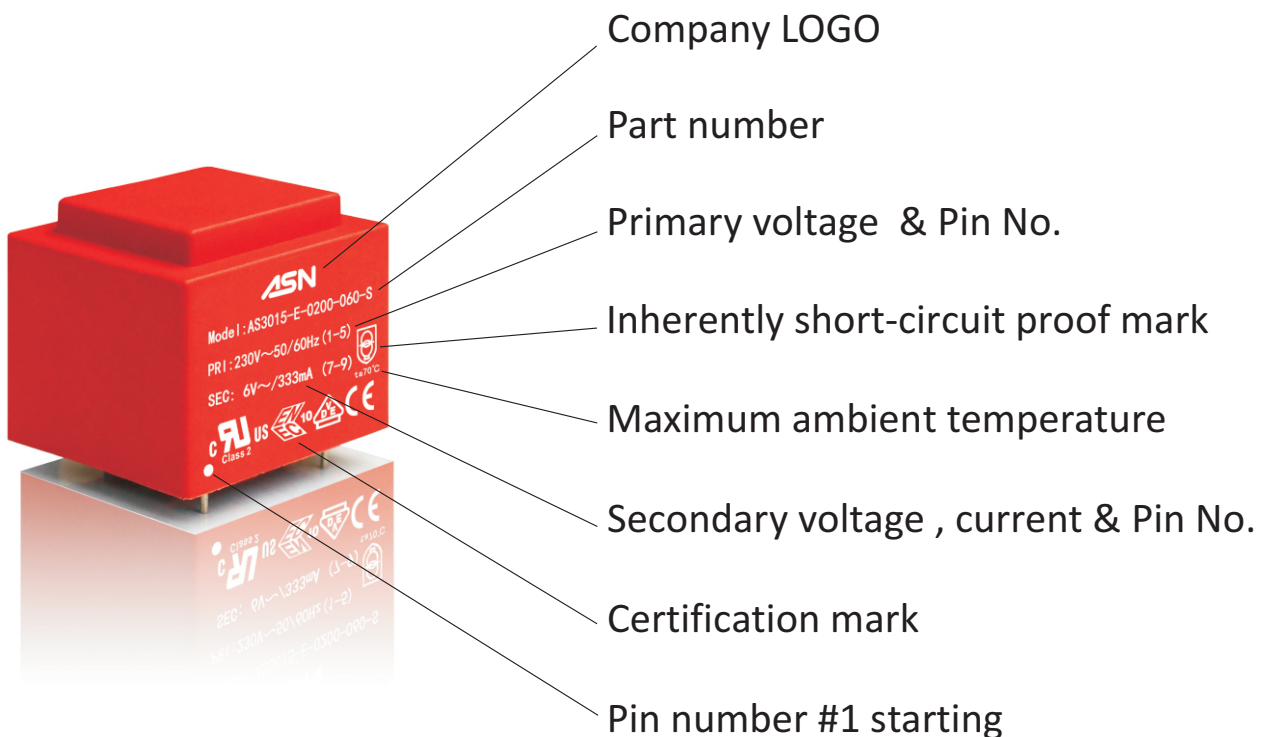
## Company Profile

Nanjing Ansen Electronics Co. Ltd, established in 1996, is a professional manufacturer of various kinds of encapsulated transformers, low frequency AC power transformers, high-frequency switching power transformers, filters, inductors and coils. Our products are widely used for many electronic features such as power supplies, electric meters, energy-efficient appliances, green lighting and household appliances.

Our company covers 8,600 square meters, with a 3,600sqm workshop and six assembly lines. Our output can reach up to 10 million pieces every year. Automatic multi twisting winding machines, automatic vacuum potting machines, transformer comprehensive testing instruments, other high-end automatic equipment and strict quality control system are settled in order to ensure the consistency and stability of products. Our company has also achieved ISO 9001:2015 and ISO 14000:2015 certifications. Moreover, our encapsulated transformers are compliant with UL, cUL, VDE, CE, ENEC standards and the RoHS Directive.

Our company is dedicated to providing customers with required design, OEM service, material processing and other services. All our staff with skilled methods of management, strong technical support, honest and dedicated work style, are here to provide comprehensive quality assurance and excellent services.

## Part Number Description

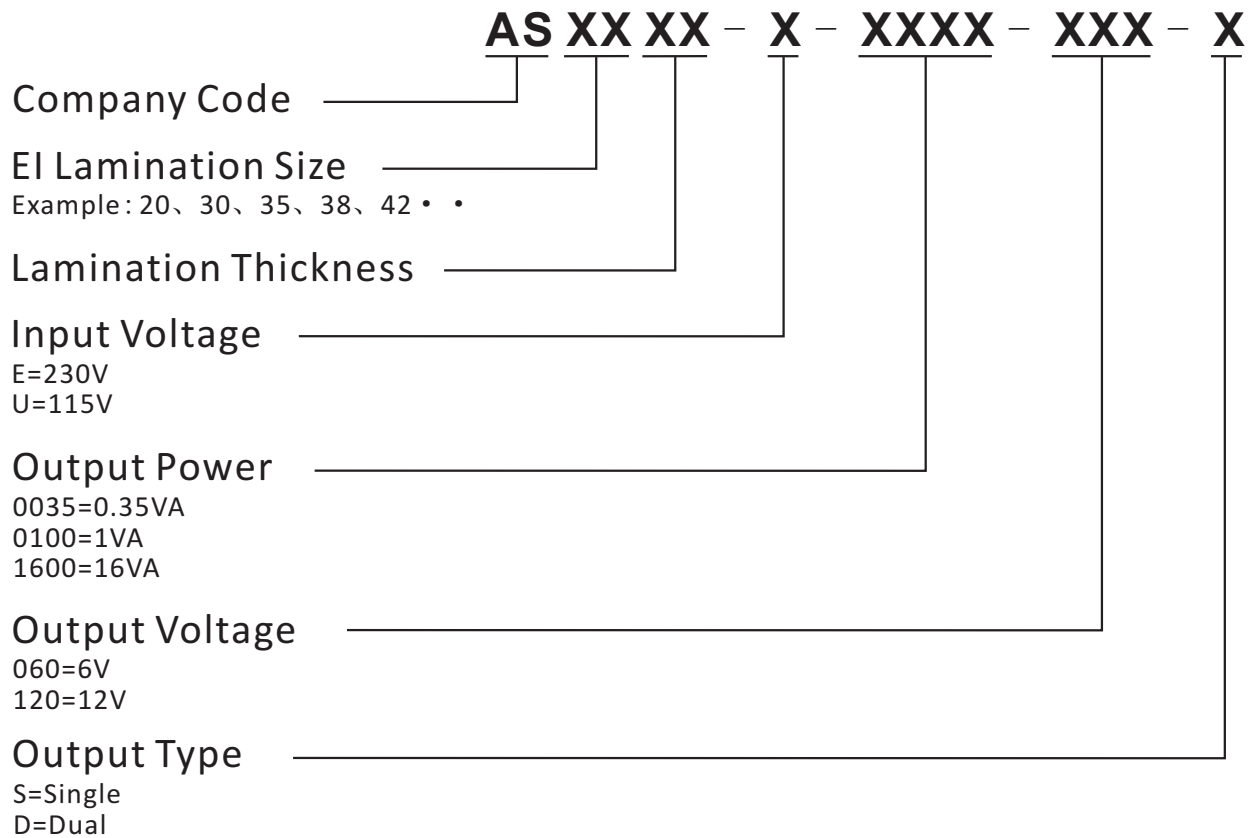


# Type:EI30 ta70°C/F



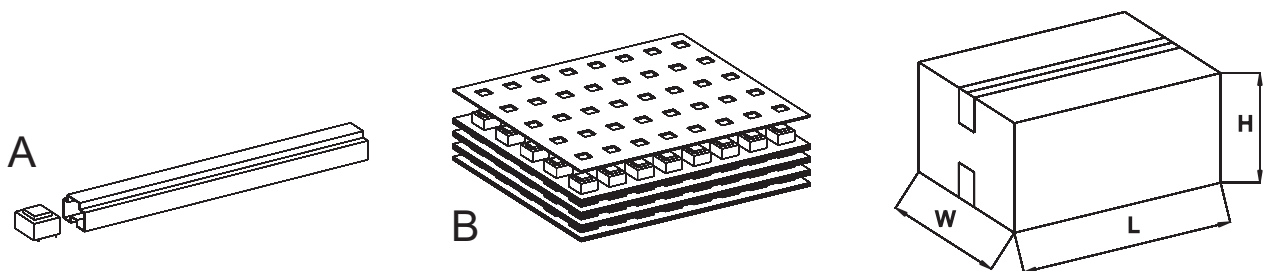
VDE file No. 40051864

UL file No.E352173 class 2/3



## Packaging

Packaging Model



Model	Carton Size L x W x H (mm)	Qty Pcs / carton	Weight Per carton	Packaging Model
EE20/6.1 Series	480*150*140	500	14 KGS	A
EE20/10.5 Series	480*150*140	500	19 KGS	
EI30/5 Series	320*235*140	200	9.1 KGS	B
EI30/8 Series	320*235*140	200	12.5 KGS	
EI30/10.5 Series	320*235*165	200	14.5 KGS	
EI30/12.5 Series	320*235*170	200	17.5 KGS	
EI30/15.5 Series	320*235*155	160	16.5 KGS	
EI30/18 Series	320*235*165	160	18.1 KGS	
EI30/23 Series	320*235*140	120	17.3 KGS	

## Selection

PART NO	Primary [V]	No-Load voltage[V]	Secondary [V/mA]	Pin	Schematic No.	Certificates		
						VDE	UL	CE
<b>EI30x5 0.5VA</b>	<b>ta70°C/F</b>		<b>Core height: 5mm</b>					
AS3005-E-0060-060-S	230	10.0	6/100	1+5/7+9	1	•	•	•
AS3005-E-0060-090-S	230	15.0	9/67	1+5/7+9	1	•	•	•
AS3005-E-0060-120-S	230	20.0	12/50	1+5/7+9	1	•	•	•
AS3005-E-0060-150-S	230	24.9	15/40	1+5/7+9	1	•	•	•
AS3005-E-0060-180-S	230	29.9	18/33	1+5/7+9	1	•	•	•
AS3005-E-0060-240-S	230	40.0	24/25	1+5/7+9	1	•	•	•
AS3005-E-0060-060-D	230	2x10.0	2x6/50	1+5/6+7-9+10	2	•		•
AS3005-E-0060-075-D	230	2x12.5	2x7.5/40	1+5/6+7-9+10	2	•		•
AS3005-E-0060-090-D	230	2x15.0	2x9/33	1+5/6+7-9+10	2	•		•
AS3005-E-0060-120-D	230	2x20.0	2x12/25	1+5/6+7-9+10	2	•		•
AS3005-E-0060-150-D	230	2x24.9	2x15/20	1+5/6+7-9+10	2	•		•
AS3005-E-0060-180-D	230	2x29.9	2x18/17	1+5/6+7-9+10	2			•
AS3005-E-0060-240-D	230	2x40.0	2x24/13	1+5/6+7-9+10	2			•
AS3005-U-0060-060-S	115	10.0	6/100	1+5/7+9	1		•	•
AS3005-U-0060-090-S	115	15.0	9/67	1+5/7+9	1		•	•
AS3005-U-0060-120-S	115	20.0	12/50	1+5/7+9	1		•	•
AS3005-U-0060-150-S	115	24.9	15/40	1+5/7+9	1		•	•
AS3005-U-0060-180-S	115	29.9	18/33	1+5/7+9	1		•	•
AS3005-U-0060-240-S	115	40.0	24/25	1+5/7+9	1		•	•
AS3005-U-0060-060-D	115	2x10.0	2x6/50	1+5/6+7-9+10	2			•
AS3005-U-0060-075-D	115	2x12.5	2x7.5/40	1+5/6+7-9+10	2			•
AS3005-U-0060-090-D	115	2x15.0	2x9/33	1+5/6+7-9+10	2			•
AS3005-U-0060-120-D	115	2x20.0	2x12/25	1+5/6+7-9+10	2			•
AS3005-U-0060-150-D	115	2x24.9	2x15/20	1+5/6+7-9+10	2			•
AS3005-U-0060-180-D	115	2x29.9	2x18/17	1+5/6+7-9+10	2			•
AS3005-U-0060-240-D	115	2x40.0	2x24/13	1+5/6+7-9+10	2			•
AS3005-U2-0060-060-S	2x115	10.0	6/100	1+2-4+5/7+9	3			•
AS3005-U2-0060-090-S	2x115	15.0	9/67	1+2-4+5/7+9	3			•
AS3005-U2-0060-120-S	2x115	20.0	12/50	1+2-4+5/7+9	3			•
AS3005-U2-0060-150-S	2x115	24.9	15/40	1+2-4+5/7+9	3			•
AS3005-U2-0060-180-S	2x115	29.9	18/33	1+2-4+5/7+9	3			•
AS3005-U2-0060-240-S	2x115	40.0	24/25	1+2-4+5/7+9	3			•
AS3005-U2-0060-060-D	2x115	2x10.0	2x6/50	1+2-4+5/6+7-9+10	4			•
AS3005-U2-0060-090-D	2x115	2x15.0	2x9/33	1+2-4+5/6+7-9+10	4			•
AS3005-U2-0060-120-D	2x115	2x20.0	2x12/25	1+2-4+5/6+7-9+10	4			•
AS3005-U2-0060-150-D	2x115	2x24.9	2x15/20	1+2-4+5/6+7-9+10	4			•
AS3005-U2-0060-180-D	2x115	2x29.9	2x18/17	1+2-4+5/6+7-9+10	4			•
AS3005-U2-0060-240-D	2x115	2x40.0	2x24/13	1+2-4+5/6+7-9+10	4			•

PART NO	Primary [V]	No-Load voltage[V]	Secondary [V/mA]	Pin	Schematic No.	Certificates		
						VDE	UL	CE
<b>EI30x10.5 1.5VA</b>	<b>ta70°C/F</b>		<b>Core height: 10.5mm</b>					
AS3010-E-0150-060-S	230	9.5	6/250	1+5/7+9	1	•	•	•
AS3010-E-0150-090-S	230	14.5	9/167	1+5/7+9	1	•	•	•
AS3010-E-0150-120-S	230	19.0	12/125	1+5/7+9	1	•	•	•
AS3010-E-0150-150-S	230	24.0	15/100	1+5/7+9	1	•	•	•
AS3010-E-0150-180-S	230	28.5	18/83	1+5/7+9	1	•	•	•
AS3010-E-0150-240-S	230	38.0	24/63	1+5/7+9	1	•	•	•
AS3010-E-0150-060-D	230	2x9.5	2x6/125	1+5/6+7-9+10	2	•		•
AS3010-E-0150-075-D	230	2x11.8	2x7.5/100	1+5/6+7-9+10	2	•		•
AS3010-E-0150-090-D	230	2x14.5	2x9/83	1+5/6+7-9+10	2	•		•
AS3010-E-0150-120-D	230	2x19.0	2x12/63	1+5/6+7-9+10	2	•		•
AS3010-E-0150-150-D	230	2x24.0	2x15/50	1+5/6+7-9+10	2	•		•
AS3010-E-0150-180-D	230	2x28.5	2x18/42	1+5/6+7-9+10	2			•
AS3010-E-0150-240-D	230	2x38.0	2x24/31	1+5/6+7-9+10	2			•
AS3010-U-0150-060-S	115	9.5	6/250	1+5/7+9	1		•	•
AS3010-U-0150-090-S	115	14.5	9/167	1+5/7+9	1		•	•
AS3010-U-0150-120-S	115	19.0	12/125	1+5/7+9	1		•	•
AS3010-U-0150-150-S	115	24.0	15/100	1+5/7+9	1		•	•
AS3010-U-0150-180-S	115	28.5	18/83	1+5/7+9	1		•	•
AS3010-U-0150-240-S	115	38.0	24/63	1+5/7+9	1		•	•
AS3010-U-0150-060-D	115	2x9.5	2x6/125	1+5/6+7-9+10	2			•
AS3010-U-0150-075-D	115	2x11.8	2x7.5/100	1+5/6+7-9+10	2			•
AS3010-U-0150-090-D	115	2x14.5	2x9/83	1+5/6+7-9+10	2			•
AS3010-U-0150-120-D	115	2x19.0	2x12/63	1+5/6+7-9+10	2			•
AS3010-U-0150-150-D	115	2x24.0	2x15/50	1+5/6+7-9+10	2			•
AS3010-U-0150-180-D	115	2x28.5	2x18/42	1+5/6+7-9+10	2			•
AS3010-U-0150-240-D	115	2x38.0	2x24/31	1+5/6+7-9+10	2			•
AS3010-U2-0150-060-S	2x115	9.5	6/250	1+2-4+5/7+9	3			•
AS3010-U2-0150-090-S	2x115	14.5	9/167	1+2-4+5/7+9	3			•
AS3010-U2-0150-120-S	2x115	19.0	12/125	1+2-4+5/7+9	3			•
AS3010-U2-0150-150-S	2x115	24.0	15/100	1+2-4+5/7+9	3			•
AS3010-U2-0150-180-S	2x115	28.5	18/83	1+2-4+5/7+9	3			•
AS3010-U2-0150-240-S	2x115	38.0	24/63	1+2-4+5/7+9	3			•
AS3010-U2-0150-060-D	2x115	2x9.5	2x6/125	1+2-4+5/6+7-9+10	4			•
AS3010-U2-0150-090-D	2x115	2x14.5	2x9/83	1+2-4+5/6+7-9+10	4			•
AS3010-U2-0150-120-D	2x115	2x19.0	2x12/63	1+2-4+5/6+7-9+10	4			•
AS3010-U2-0150-150-D	2x115	2x24.0	2x15/50	1+2-4+5/6+7-9+10	4			•
AS3010-U2-0150-180-D	2x115	2x28.5	2x18/42	1+2-4+5/6+7-9+10	4			•
AS3010-U2-0150-240-D	2x115	2x38.0	2x24/31	1+2-4+5/6+7-9+10	4			•

PART NO	Primary [V]	No-Load voltage[V]	Secondary [V/mA]	Pin	Schematic No.	Certificates		
<b>EI30x10.5 1.8VA</b>	<b>ta70°C/F</b>		<b>Core height: 10.5mm</b>			VDE	UL	CE
AS3010-E-0180-060-S	230	10.5	6/300	1+5/7+9	1	•	•	•
AS3010-E-0180-090-S	230	15.5	9/200	1+5/7+9	1	•	•	•
AS3010-E-0180-120-S	230	20.5	12/150	1+5/7+9	1	•	•	•
AS3010-E-0180-150-S	230	26.5	15/120	1+5/7+9	1	•	•	•
AS3010-E-0180-180-S	230	30.4	18/100	1+5/7+9	1	•	•	•
AS3010-E-0180-240-S	230	41.5	24/75	1+5/7+9	1	•	•	•
AS3010-E-0180-060-D	230	2x10.5	2x6/150	1+5/6+7-9+10	2	•		•
AS3010-E-0180-075-D	230	2x13.5	2x7.5/120	1+5/6+7-9+10	2	•		•
AS3010-E-0180-090-D	230	2x15.5	2x9/100	1+5/6+7-9+10	2	•		•
AS3010-E-0180-120-D	230	2x20.5	2x12/75	1+5/6+7-9+10	2	•		•
AS3010-E-0180-150-D	230	2x25.0	2x15/60	1+5/6+7-9+10	2	•		•
AS3010-E-0180-180-D	230	2x30.4	2x18/50	1+5/6+7-9+10	2			•
AS3010-E-0180-240-D	230	2x41.5	2x24/38	1+5/6+7-9+10	2			•
AS3010-U-0180-060-S	115	10.5	6/300	1+5/7+9	1		•	•
AS3010-U-0180-090-S	115	15.5	9/200	1+5/7+9	1		•	•
AS3010-U-0180-120-S	115	20.5	12/150	1+5/7+9	1		•	•
AS3010-U-0180-150-S	115	26.5	15/120	1+5/7+9	1		•	•
AS3010-U-0180-180-S	115	30.4	18/100	1+5/7+9	1		•	•
AS3010-U-0180-240-S	115	41.5	24/75	1+5/7+9	1		•	•
AS3010-U-0180-060-D	115	2x10.5	2x6/150	1+5/6+7-9+10	2			•
AS3010-U-0180-075-D	115	2x13.5	2x7.5/120	1+5/6+7-9+10	2			•
AS3010-U-0180-090-D	115	2x15.5	2x9/100	1+5/6+7-9+10	2			•
AS3010-U-0180-120-D	115	2x20.5	2x12/75	1+5/6+7-9+10	2			•
AS3010-U-0180-150-D	115	2x25.0	2x15/60	1+5/6+7-9+10	2			•
AS3010-U-0180-180-D	115	2x30.4	2x18/50	1+5/6+7-9+10	2			•
AS3010-U-0180-240-D	115	2x41.5	2x24/38	1+5/6+7-9+10	2			•
AS3010-U2-0180-060-S	2x115	10.5	6/300	1+2-4+5/7+9	3			•
AS3010-U2-0180-090-S	2x115	15.5	9/200	1+2-4+5/7+9	3			•
AS3010-U2-0180-120-S	2x115	20.5	12/150	1+2-4+5/7+9	3			•
AS3010-U2-0180-150-S	2x115	26.5	15/120	1+2-4+5/7+9	3			•
AS3010-U2-0180-180-S	2x115	30.4	18/100	1+2-4+5/7+9	3			•
AS3010-U2-0180-240-S	2x115	41.5	24/75	1+2-4+5/7+9	3			•
AS3010-U2-0180-060-D	2x115	2x10.5	2x6/150	1+2-4+5/6+7-9+10	4			•
AS3010-U2-0180-090-D	2x115	2x15.5	2x9/100	1+2-4+5/6+7-9+10	4			•
AS3010-U2-0180-120-D	2x115	2x20.5	2x12/75	1+2-4+5/6+7-9+10	4			•
AS3010-U2-0180-150-D	2x115	2x25.0	2x15/60	1+2-4+5/6+7-9+10	4			•
AS3010-U2-0180-180-D	2x115	2x30.4	2x18/50	1+2-4+5/6+7-9+10	4			•
AS3010-U2-0180-240-D	2x115	2x41.5	2x24/38	1+2-4+5/6+7-9+10	4			•

PART NO	Primary [V]	No-Load voltage [V]	Secondary [V/mA]	Pin	Schematic No.	Certificates		
						VDE	UL	CE
<b>EI30x12.5 1.8VA</b>	<b>ta70°C/F</b>		<b>Core height: 12.5mm</b>					
AS3012-E-0180-060-S	230	9.5	6/300	1+5/7+9	1	•	•	•
AS3012-E-0180-090-S	230	14.5	9/200	1+5/7+9	1	•	•	•
AS3012-E-0180-120-S	230	19.0	12/150	1+5/7+9	1	•	•	•
AS3012-E-0180-150-S	230	24.0	15/120	1+5/7+9	1	•	•	•
AS3012-E-0180-180-S	230	28.5	18/100	1+5/7+9	1	•	•	•
AS3012-E-0180-240-S	230	38.0	24/75	1+5/7+9	1	•	•	•
AS3012-E-0180-060-D	230	2x9.5	2x6/150	1+5/6+7-9+10	2	•		•
AS3012-E-0180-075-D	230	2x11.8	2x7.5/120	1+5/6+7-9+10	2	•		•
AS3012-E-0180-090-D	230	2x14.5	2x9/100	1+5/6+7-9+10	2	•		•
AS3012-E-0180-120-D	230	2x19.0	2x12/75	1+5/6+7-9+10	2	•		•
AS3012-E-0180-150-D	230	2x24.0	2x15/60	1+5/6+7-9+10	2	•		•
AS3012-E-0180-180-D	230	2x28.5	2x18/50	1+5/6+7-9+10	2			•
AS3012-E-0180-240-D	230	2x38.0	2x24/38	1+5/6+7-9+10	2			•
AS3012-U-0180-060-S	115	9.5	6/300	1+5/7+9	1		•	•
AS3012-U-0180-090-S	115	14.5	9/200	1+5/7+9	1		•	•
AS3012-U-0180-120-S	115	19.0	12/150	1+5/7+9	1		•	•
AS3012-U-0180-150-S	115	24.0	15/120	1+5/7+9	1		•	•
AS3012-U-0180-180-S	115	28.5	18/100	1+5/7+9	1		•	•
AS3012-U-0180-240-S	115	38.0	24/75	1+5/7+9	1		•	•
AS3012-U-0180-060-D	115	2x9.5	2x6/150	1+5/6+7-9+10	2			•
AS3012-U-0180-075-D	115	2x11.8	2x7.5/120	1+5/6+7-9+10	2			•
AS3012-U-0180-090-D	115	2x14.5	2x9/100	1+5/6+7-9+10	2			•
AS3012-U-0180-120-D	115	2x19.0	2x12/75	1+5/6+7-9+10	2			•
AS3012-U-0180-150-D	115	2x24.0	2x15/60	1+5/6+7-9+10	2			•
AS3012-U-0180-180-D	115	2x28.5	2x18/50	1+5/6+7-9+10	2			•
AS3012-U-0180-240-D	115	2x38.0	2x24/38	1+5/6+7-9+10	2			•
AS3012-U2-0180-060-S	2x115	9.5	6/300	1+2-4+5/7+9	3			•
AS3012-U2-0180-090-S	2x115	14.5	9/200	1+2-4+5/7+9	3			•
AS3012-U2-0180-120-S	2x115	19.0	12/150	1+2-4+5/7+9	3			•
AS3012-U2-0180-150-S	2x115	24.0	15/120	1+2-4+5/7+9	3			•
AS3012-U2-0180-180-S	2x115	28.5	18/100	1+2-4+5/7+9	3			•
AS3012-U2-0180-240-S	2x115	38.0	24/75	1+2-4+5/7+9	3			•
AS3012-U2-0180-060-D	2x115	2x9.5	2x6/150	1+2-4+5/6+7-9+10	4			•
AS3012-U2-0180-090-D	2x115	2x14.5	2x9/100	1+2-4+5/6+7-9+10	4			•
AS3012-U2-0180-120-D	2x115	2x19.0	2x12/75	1+2-4+5/6+7-9+10	4			•
AS3012-U2-0180-150-D	2x115	2x24.0	2x15/60	1+2-4+5/6+7-9+10	4			•
AS3012-U2-0180-180-D	2x115	2x28.5	2x18/50	1+2-4+5/6+7-9+10	4			•
AS3012-U2-0180-240-D	2x115	2x38.0	2x24/38	1+2-4+5/6+7-9+10	4			•

PART NO	Primary [V]	No-Load voltage[V]	Secondary [V/mA]	Pin	Schematic No.	Certificates		
						VDE	UL	CE
<b>EI30x12.5 1.9VA</b>	<b>ta70°C/F</b>		<b>Core height: 12.5mm</b>					
AS3012-E-0190-060-S	230	9.5	6/317	1+5/7+9	1	•	•	•
AS3012-E-0190-090-S	230	14.5	9/211	1+5/7+9	1	•	•	•
AS3012-E-0190-120-S	230	19.0	12/158	1+5/7+9	1	•	•	•
AS3012-E-0190-150-S	230	24.0	15/127	1+5/7+9	1	•	•	•
AS3012-E-0190-180-S	230	28.5	18/106	1+5/7+9	1	•	•	•
AS3012-E-0190-240-S	230	38.0	24/79	1+5/7+9	1	•	•	•
AS3012-E-0190-060-D	230	2x9.5	2x6/158	1+5/6+7-9+10	2	•		•
AS3012-E-0190-075-D	230	2x11.8	2x7.5/127	1+5/6+7-9+10	2	•		•
AS3012-E-0190-090-D	230	2x14.5	2x9/106	1+5/6+7-9+10	2	•		•
AS3012-E-0190-120-D	230	2x19.0	2x12/79	1+5/6+7-9+10	2	•		•
AS3012-E-0190-150-D	230	2x24.0	2x15/63	1+5/6+7-9+10	2	•		•
AS3012-E-0190-180-D	230	2x28.5	2x18/53	1+5/6+7-9+10	2			•
AS3012-E-0190-240-D	230	2x38.0	2x24/40	1+5/6+7-9+10	2			•
AS3012-U-0190-060-S	115	9.5	6/317	1+5/7+9	1		•	•
AS3012-U-0190-090-S	115	14.5	9/211	1+5/7+9	1		•	•
AS3012-U-0190-120-S	115	19.0	12/158	1+5/7+9	1		•	•
AS3012-U-0190-150-S	115	24.0	15/127	1+5/7+9	1		•	•
AS3012-U-0190-180-S	115	28.5	18/106	1+5/7+9	1		•	•
AS3012-U-0190-240-S	115	38.0	24/79	1+5/7+9	1		•	•
AS3012-U-0190-060-D	115	2x9.5	2x6/158	1+5/6+7-9+10	2			•
AS3012-U-0190-075-D	115	2x11.8	2x7.5/127	1+5/6+7-9+10	2			•
AS3012-U-0190-090-D	115	2x14.5	2x9/106	1+5/6+7-9+10	2			•
AS3012-U-0190-120-D	115	2x19.0	2x12/79	1+5/6+7-9+10	2			•
AS3012-U-0190-150-D	115	2x24.0	2x15/63	1+5/6+7-9+10	2			•
AS3012-U-0190-180-D	115	2x28.5	2x18/53	1+5/6+7-9+10	2			•
AS3012-U-0190-240-D	115	2x38.0	2x24/40	1+5/6+7-9+10	2			•
AS3012-U2-0190-060-S	2x115	9.5	6/317	1+2-4+5/7+9	3			•
AS3012-U2-0190-090-S	2x115	14.5	9/211	1+2-4+5/7+9	3			•
AS3012-U2-0190-120-S	2x115	19.0	12/158	1+2-4+5/7+9	3			•
AS3012-U2-0190-150-S	2x115	24.0	15/127	1+2-4+5/7+9	3			•
AS3012-U2-0190-180-S	2x115	28.5	18/106	1+2-4+5/7+9	3			•
AS3012-U2-0190-240-S	2x115	38.0	24/79	1+2-4+5/7+9	3			•
AS3012-U2-0190-060-D	2x115	2x9.5	2x6/158	1+2-4+5/6+7-9+10	4			•
AS3012-U2-0190-090-D	2x115	2x14.5	2x9/106	1+2-4+5/6+7-9+10	4			•
AS3012-U2-0190-120-D	2x115	2x19.0	2x12/79	1+2-4+5/6+7-9+10	4			•
AS3012-U2-0190-150-D	2x115	2x24.0	2x15/63	1+2-4+5/6+7-9+10	4			•
AS3012-U2-0190-180-D	2x115	2x28.5	2x18/53	1+2-4+5/6+7-9+10	4			•
AS3012-U2-0190-240-D	2x115	2x38.0	2x24/40	1+2-4+5/6+7-9+10	4			•



PART NO	Primary [V]	No-Load voltage[V]	Secondary [V/mA]	Pin	Schematic No.	Certificates		
<b>EI30x15.5 2.1VA</b>	<b>ta70°C/F</b>		<b>Core height: 15.5mm</b>			VDE	UL	CE
AS3015-E-0210-060-S	230	10.5	6/350	1+5/7+9	1	•	•	•
AS3015-E-0210-090-S	230	16.0	9/233	1+5/7+9	1	•	•	•
AS3015-E-0210-120-S	230	21.5	12/175	1+5/7+9	1	•	•	•
AS3015-E-0210-150-S	230	26.5	15/140	1+5/7+9	1	•	•	•
AS3015-E-0210-180-S	230	30.0	18/117	1+5/7+9	1	•	•	•
AS3015-E-0210-240-S	230	37.3	24/88	1+5/7+9	1	•	•	•
AS3015-E-0210-060-D	230	2x11.2	2x6/175	1+5/6+7-9+10	2	•		•
AS3015-E-0210-075-D	230	2x14.2	2x7.5/140	1+5/6+7-9+10	2	•		•
AS3015-E-0210-090-D	230	2x16.2	2x9/117	1+5/6+7-9+10	2	•		•
AS3015-E-0210-120-D	230	2x22	2x12/88	1+5/6+7-9+10	2	•		•
AS3015-E-0210-150-D	230	2x25.0	2x15/70	1+5/6+7-9+10	2	•		•
AS3015-E-0210-180-D	230	2x30.0	2x18/58	1+5/6+7-9+10	2			•
AS3015-E-0210-240-D	230	2x40.0	2x24/44	1+5/6+7-9+10	2			•
AS3015-U-0210-060-S	115	10.5	6/350	1+5/7+9	1		•	•
AS3015-U-0210-090-S	115	16.0	9/233	1+5/7+9	1		•	•
AS3015-U-0210-120-S	115	21.5	12/175	1+5/7+9	1		•	•
AS3015-U-0210-150-S	115	26.5	15/140	1+5/7+9	1		•	•
AS3015-U-0210-180-S	115	30.0	18/117	1+5/7+9	1		•	•
AS3015-U-0210-240-S	115	37.3	24/88	1+5/7+9	1		•	•
AS3015-U-0210-060-D	115	2x11.2	2x6/175	1+5/6+7-9+10	2			•
AS3015-U-0210-075-D	115	2x14.2	2x7.5/140	1+5/6+7-9+10	2			•
AS3015-U-0210-090-D	115	2x16.2	2x9/117	1+5/6+7-9+10	2			•
AS3015-U-0210-120-D	115	2x22	2x12/88	1+5/6+7-9+10	2			•
AS3015-U-0210-150-D	115	2x25.0	2x15/70	1+5/6+7-9+10	2			•
AS3015-U-0210-180-D	115	2x30.0	2x18/58	1+5/6+7-9+10	2			•
AS3015-U-0210-240-D	115	2x40.0	2x24/44	1+5/6+7-9+10	2			•
AS3015-U2-0210-060-S	2x115	10.5	6/350	1+2-4+5/7+9	3			•
AS3015-U2-0210-090-S	2x115	16.0	9/233	1+2-4+5/7+9	3			•
AS3015-U2-0210-120-S	2x115	21.5	12/175	1+2-4+5/7+9	3			•
AS3015-U2-0210-150-S	2x115	26.5	15/140	1+2-4+5/7+9	3			•
AS3015-U2-0210-180-S	2x115	30.0	18/117	1+2-4+5/7+9	3			•
AS3015-U2-0210-240-S	2x115	37.3	24/88	1+2-4+5/7+9	3			•
AS3015-U2-0210-060-D	2x115	2x11.2	2x6/175	1+2-4+5/6+7-9+10	4			•
AS3015-U2-0210-090-D	2x115	2x16.2	2x9/117	1+2-4+5/6+7-9+10	4			•
AS3015-U2-0210-120-D	2x115	2x22.0	2x12/88	1+2-4+5/6+7-9+10	4			•
AS3015-U2-0210-150-D	2x115	2x25.0	2x15/70	1+2-4+5/6+7-9+10	4			•
AS3015-U2-0210-180-D	2x115	2x30.0	2x18/58	1+2-4+5/6+7-9+10	4			•
AS3015-U2-0210-240-D	2x115	2x40.0	2x24/44	1+2-4+5/6+7-9+10	4			•



PART NO	Primary [V]	No-Load voltage[V]	Secondary [V/mA]	Pin	Schematic No.	Certificates		
<b>EI30x15.5 2.3VA</b>	<b>ta70°C/F</b>		<b>Core height: 15.5mm</b>			VDE	UL	CE
AS3015-E-0230-060-S	230	10.5	6/383	1+5/7+9	1	•	•	•
AS3015-E-0230-090-S	230	15.5	9/256	1+5/7+9	1	•	•	•
AS3015-E-0230-120-S	230	21.0	12/192	1+5/7+9	1	•	•	•
AS3015-E-0230-150-S	230	25.3	15/153	1+5/7+9	1	•	•	•
AS3015-E-0230-180-S	230	31.0	18/128	1+5/7+9	1	•	•	•
AS3015-E-0230-240-S	230	42.0	24/96	1+5/7+9	1	•	•	•
AS3015-E-0230-060-D	230	2x10.5	2x6/192	1+5/6+7-9+10	2	•		•
AS3015-E-0230-075-D	230	2x12.5	2x7.5/153	1+5/6+7-9+10	2	•		•
AS3015-E-0230-090-D	230	2x15.5	2x9/128	1+5/6+7-9+10	2	•		•
AS3015-E-0230-120-D	230	2x21.0	2x12/96	1+5/6+7-9+10	2	•		•
AS3015-E-0230-150-D	230	2x25.0	2x15/77	1+5/6+7-9+10	2	•		•
AS3015-E-0230-180-D	230	2x31.0	2x18/64	1+5/6+7-9+10	2			•
AS3015-E-0230-240-D	230	2x42.0	2x24/48	1+5/6+7-9+10	2			•
AS3015-U-0230-060-S	115	10.5	6/383	1+5/7+9	1		•	•
AS3015-U-0230-090-S	115	15.5	9/256	1+5/7+9	1		•	•
AS3015-U-0230-120-S	115	21.0	12/192	1+5/7+9	1		•	•
AS3015-U-0230-150-S	115	25.3	15/153	1+5/7+9	1		•	•
AS3015-U-0230-180-S	115	31.0	18/128	1+5/7+9	1		•	•
AS3015-U-0230-240-S	115	42.0	24/96	1+5/7+9	1		•	•
AS3015-U-0230-060-D	115	2x10.5	2x6/192	1+5/6+7-9+10	2			•
AS3015-U-0230-075-D	115	2x12.5	2x7.5/153	1+5/6+7-9+10	2			•
AS3015-U-0230-090-D	115	2x15.5	2x9/128	1+5/6+7-9+10	2			•
AS3015-U-0230-120-D	115	2x21.0	2x12/96	1+5/6+7-9+10	2			•
AS3015-U-0230-150-D	115	2x25.0	2x15/77	1+5/6+7-9+10	2			•
AS3015-U-0230-180-D	115	2x31.0	2x18/64	1+5/6+7-9+10	2			•
AS3015-U-0230-240-D	115	2x42.0	2x24/48	1+5/6+7-9+10	2			•
AS3015-U2-0230-060-S	2x115	10.5	6/383	1+2-4+5/7+9	3			•
AS3015-U2-0230-090-S	2x115	15.5	9/256	1+2-4+5/7+9	3			•
AS3015-U2-0230-120-S	2x115	21.0	12/192	1+2-4+5/7+9	3			•
AS3015-U2-0230-150-S	2x115	25.3	15/153	1+2-4+5/7+9	3			•
AS3015-U2-0230-180-S	2x115	31.0	18/128	1+2-4+5/7+9	3			•
AS3015-U2-0230-240-S	2x115	42.0	24/96	1+2-4+5/7+9	3			•
AS3015-U2-0230-060-D	2x115	2x10.5	2x6/192	1+2-4+5/6+7-9+10	4			•
AS3015-U2-0230-090-D	2x115	2x15.5	2x9/128	1+2-4+5/6+7-9+10	4			•
AS3015-U2-0230-120-D	2x115	2x21.0	2x12/96	1+2-4+5/6+7-9+10	4			•
AS3015-U2-0230-150-D	2x115	2x25.0	2x15/77	1+2-4+5/6+7-9+10	4			•
AS3015-U2-0230-180-D	2x115	2x31.0	2x18/64	1+2-4+5/6+7-9+10	4			•
AS3015-U2-0230-240-D	2x115	2x42.0	2x24/48	1+2-4+5/6+7-9+10	4			•

PART NO	Primary [V]	No-Load voltage[V]	Secondary [V/mA]	Pin	Schematic No.	Certificates		
<b>EI30x18 2.3VA</b>	<b>ta70°C/F</b>		<b>Core height: 18mm</b>			VDE	UL	CE
AS3018-E-0230-060-S	230	10.5	6/383	1+5/7+9	1	•	•	•
AS3018-E-0230-090-S	230	15.7	9/256	1+5/7+9	1	•	•	•
AS3018-E-0230-120-S	230	21.0	12/192	1+5/7+9	1	•	•	•
AS3018-E-0230-150-S	230	25.5	15/153	1+5/7+9	1	•	•	•
AS3018-E-0230-180-S	230	31.5	18/128	1+5/7+9	1	•	•	•
AS3018-E-0230-240-S	230	42.0	24/96	1+5/7+9	1	•	•	•
AS3018-E-0230-060-D	230	2x10.5	2x6/192	1+5/6+7-9+10	2	•		•
AS3018-E-0230-075-D	230	2x13.0	2x7.5/153	1+5/6+7-9+10	2	•		•
AS3018-E-0230-090-D	230	2x15.7	2x9/128	1+5/6+7-9+10	2	•		•
AS3018-E-0230-120-D	230	2x21.0	2x12/96	1+5/6+7-9+10	2	•		•
AS3018-E-0230-150-D	230	2x25.0	2x15/77	1+5/6+7-9+10	2	•		•
AS3018-E-0230-180-D	230	2x31.5	2x18/64	1+5/6+7-9+10	2			•
AS3018-E-0230-240-D	230	2x42.0	2x24/48	1+5/6+7-9+10	2			•
AS3018-U-0230-060-S	115	10.5	6/383	1+5/7+9	1		•	•
AS3018-U-0230-090-S	115	15.7	9/256	1+5/7+9	1		•	•
AS3018-U-0230-120-S	115	21.0	12/192	1+5/7+9	1		•	•
AS3018-U-0230-150-S	115	25.5	15/153	1+5/7+9	1		•	•
AS3018-U-0230-180-S	115	31.5	18/128	1+5/7+9	1		•	•
AS3018-U-0230-240-S	115	42.0	24/96	1+5/7+9	1		•	•
AS3018-U-0230-060-D	115	2x10.5	2x6/192	1+5/6+7-9+10	2			•
AS3018-U-0230-075-D	115	2x13.0	2x7.5/153	1+5/6+7-9+10	2			•
AS3018-U-0230-090-D	115	2x15.7	2x9/128	1+5/6+7-9+10	2			•
AS3018-U-0230-120-D	115	2x21.0	2x12/96	1+5/6+7-9+10	2			•
AS3018-U-0230-150-D	115	2x25.0	2x15/77	1+5/6+7-9+10	2			•
AS3018-U-0230-180-D	115	2x31.5	2x18/64	1+5/6+7-9+10	2			•
AS3018-U-0230-240-D	115	2x42.0	2x24/48	1+5/6+7-9+10	2			•
AS3018-U2-0230-060-S	2x115	10.5	6/383	1+2-4+5/7+9	3			•
AS3018-U2-0230-090-S	2x115	15.7	9/256	1+2-4+5/7+9	3			•
AS3018-U2-0230-120-S	2x115	21.0	12/192	1+2-4+5/7+9	3			•
AS3018-U2-0230-150-S	2x115	25.5	15/153	1+2-4+5/7+9	3			•
AS3018-U2-0230-180-S	2x115	31.5	18/128	1+2-4+5/7+9	3			•
AS3018-U2-0230-240-S	2x115	42.0	24/96	1+2-4+5/7+9	3			•
AS3018-U2-0230-060-D	2x115	2x10.5	2x6/192	1+2-4+5/6+7-9+10	4			•
AS3018-U2-0230-090-D	2x115	2x15.7	2x9/128	1+2-4+5/6+7-9+10	4			•
AS3018-U2-0230-120-D	2x115	2x21.0	2x12/96	1+2-4+5/6+7-9+10	4			•
AS3018-U2-0230-150-D	2x115	2x25.0	2x15/77	1+2-4+5/6+7-9+10	4			•
AS3018-U2-0230-180-D	2x115	2x31.5	2x18/64	1+2-4+5/6+7-9+10	4			•
AS3018-U2-0230-240-D	2x115	2x42.0	2x24/48	1+2-4+5/6+7-9+10	4			•

PART NO	Primary [V]	No-Load voltage[V]	Secondary [V/mA]	Pin	Schematic No.	Certificates		
						VDE	UL	CE
<b>EI30x18 2.8VA</b>	<b>ta70°C/F</b>		<b>Core height: 18mm</b>					
AS3018-E-0280-060-S	230	10.8	6/467	1+5/7+9	1	•	•	•
AS3018-E-0280-090-S	230	16.0	9/311	1+5/7+9	1	•	•	•
AS3018-E-0280-120-S	230	21.6	12/233	1+5/7+9	1	•	•	•
AS3018-E-0280-150-S	230	26.9	15/187	1+5/7+9	1	•	•	•
AS3018-E-0280-180-S	230	31.5	18/156	1+5/7+9	1	•	•	•
AS3018-E-0280-240-S	230	42.0	24/117	1+5/7+9	1	•	•	•
AS3018-E-0280-060-D	230	2x10.8	2x6/233	1+5/6+7-9+10	2	•		•
AS3018-E-0280-075-D	230	2x13.5	2x7.5/187	1+5/6+7-9+10	2	•		•
AS3018-E-0280-090-D	230	2x16.0	2x9/156	1+5/6+7-9+10	2	•		•
AS3018-E-0280-120-D	230	2x21.6	2x12/117	1+5/6+7-9+10	2	•		•
AS3018-E-0280-150-D	230	2x25.0	2x15/93	1+5/6+7-9+10	2	•		•
AS3018-E-0280-180-D	230	2x31.5	2x18/78	1+5/6+7-9+10	2			•
AS3018-E-0280-240-D	230	2x42.0	2x24/58	1+5/6+7-9+10	2			•
AS3018-U-0280-060-S	115	10.8	6/467	1+5/7+9	1		•	•
AS3018-U-0280-090-S	115	16.0	9/311	1+5/7+9	1		•	•
AS3018-U-0280-120-S	115	21.6	12/233	1+5/7+9	1		•	•
AS3018-U-0280-150-S	115	26.9	15/187	1+5/7+9	1		•	•
AS3018-U-0280-180-S	115	31.5	18/156	1+5/7+9	1		•	•
AS3018-U-0280-240-S	115	42.0	24/117	1+5/7+9	1		•	•
AS3018-U-0280-060-D	115	2x10.8	2x6/233	1+5/6+7-9+10	2			•
AS3018-U-0280-075-D	115	2x13.5	2x7.5/187	1+5/6+7-9+10	2			•
AS3018-U-0280-090-D	115	2x16.0	2x9/156	1+5/6+7-9+10	2			•
AS3018-U-0280-120-D	115	2x21.6	2x12/117	1+5/6+7-9+10	2			•
AS3018-U-0280-150-D	115	2x25.0	2x15/93	1+5/6+7-9+10	2			•
AS3018-U-0280-180-D	115	2x31.5	2x18/78	1+5/6+7-9+10	2			•
AS3018-U-0280-240-D	115	2x42.0	2x24/58	1+5/6+7-9+10	2			•
AS3018-U2-0280-060-S	2x115	10.8	6/467	1+2-4+5/7+9	3			•
AS3018-U2-0280-090-S	2x115	16.0	9/311	1+2-4+5/7+9	3			•
AS3018-U2-0280-120-S	2x115	21.6	12/233	1+2-4+5/7+9	3			•
AS3018-U2-0280-150-S	2x115	26.9	15/187	1+2-4+5/7+9	3			•
AS3018-U2-0280-180-S	2x115	31.5	18/156	1+2-4+5/7+9	3			•
AS3018-U2-0280-240-S	2x115	42.0	24/117	1+2-4+5/7+9	3			•
AS3018-U2-0280-060-D	2x115	2x10.8	2x6/233	1+2-4+5/6+7-9+10	4			•
AS3018-U2-0280-090-D	2x115	2x16.0	2x9/156	1+2-4+5/6+7-9+10	4			•
AS3018-U2-0280-120-D	2x115	2x21.6	2x12/117	1+2-4+5/6+7-9+10	4			•
AS3018-U2-0280-150-D	2x115	2x25.0	2x15/93	1+2-4+5/6+7-9+10	4			•
AS3018-U2-0280-180-D	2x115	2x31.5	2x18/78	1+2-4+5/6+7-9+10	4			•
AS3018-U2-0280-240-D	2x115	2x42.0	2x24/58	1+2-4+5/6+7-9+10	4			•

PART NO	Primary [V]	No-Load voltage [V]	Secondary [V/mA]	Pin	Schematic No.	Certificates		
<b>EI30x23 3.0VA</b>	<b>ta70°C/F</b>	<b>Core height: 23mm</b>				VDE	UL	CE
AS3023-E-0300-060-S	230	10.8	6/500	1+5/7+9	1	•	•	•
AS3023-E-0300-090-S	230	16.0	9/333	1+5/7+9	1	•	•	•
AS3023-E-0300-120-S	230	21.6	12/250	1+5/7+9	1	•	•	•
AS3023-E-0300-150-S	230	26.9	15/200	1+5/7+9	1	•	•	•
AS3023-E-0300-180-S	230	31.5	18/167	1+5/7+9	1	•	•	•
AS3023-E-0300-240-S	230	42.0	24/125	1+5/7+9	1	•	•	•
AS3023-E-0300-060-D	230	2x10.8	2x6/250	1+5/6+7-9+10	2	•		•
AS3023-E-0300-075-D	230	2x13.5	2x7.5/200	1+5/6+7-9+10	2	•		•
AS3023-E-0300-090-D	230	2x16.0	2x9/167	1+5/6+7-9+10	2	•		•
AS3023-E-0300-120-D	230	2x21.6	2x12/125	1+5/6+7-9+10	2	•		•
AS3023-E-0300-150-D	230	2x25.0	2x15/100	1+5/6+7-9+10	2	•		•
AS3023-E-0300-180-D	230	2x31.5	2x18/83	1+5/6+7-9+10	2			•
AS3023-E-0300-240-D	230	2x42.0	2x24/63	1+5/6+7-9+10	2			•
AS3023-U-0300-060-S	115	10.8	6/500	1+5/7+9	1		•	•
AS3023-U-0300-090-S	115	16.0	9/333	1+5/7+9	1		•	•
AS3023-U-0300-120-S	115	21.6	12/250	1+5/7+9	1		•	•
AS3023-U-0300-150-S	115	26.9	15/200	1+5/7+9	1		•	•
AS3023-U-0300-180-S	115	31.5	18/167	1+5/7+9	1		•	•
AS3023-U-0300-240-S	115	42.0	24/125	1+5/7+9	1		•	•
AS3023-U-0300-060-D	115	2x10.8	2x6/250	1+5/6+7-9+10	2			•
AS3023-U-0300-075-D	115	2x13.5	2x7.5/200	1+5/6+7-9+10	2			•
AS3023-U-0300-090-D	115	2x16.0	2x9/167	1+5/6+7-9+10	2			•
AS3023-U-0300-120-D	115	2x21.6	2x12/125	1+5/6+7-9+10	2			•
AS3023-U-0300-150-D	115	2x25.0	2x15/100	1+5/6+7-9+10	2			•
AS3023-U-0300-180-D	115	2x31.5	2x18/83	1+5/6+7-9+10	2			•
AS3023-U-0300-240-D	115	2x42.0	2x24/63	1+5/6+7-9+10	2			•
AS3023-U2-0300-060-S	2x115	10.8	6/500	1+2-4+5/7+9	3			•
AS3023-U2-0300-090-S	2x115	16.0	9/333	1+2-4+5/7+9	3			•
AS3023-U2-0300-120-S	2x115	21.6	12/250	1+2-4+5/7+9	3			•
AS3023-U2-0300-150-S	2x115	26.9	15/200	1+2-4+5/7+9	3			•
AS3023-U2-0300-180-S	2x115	31.5	18/167	1+2-4+5/7+9	3			•
AS3023-U2-0300-240-S	2x115	42.0	24/125	1+2-4+5/7+9	3			•
AS3023-U2-0300-060-D	2x115	2x10.8	2x6/250	1+2-4+5/6+7-9+10	4			•
AS3023-U2-0300-090-D	2x115	2x16.0	2x9/167	1+2-4+5/6+7-9+10	4			•
AS3023-U2-0300-120-D	2x115	2x21.6	2x12/125	1+2-4+5/6+7-9+10	4			•
AS3023-U2-0300-150-D	2x115	2x25.0	2x15/100	1+2-4+5/6+7-9+10	4			•
AS3023-U2-0300-180-D	2x115	2x31.5	2x18/83	1+2-4+5/6+7-9+10	4			•
AS3023-U2-0300-240-D	2x115	2x42.0	2x24/63	1+2-4+5/6+7-9+10	4			•

Nanjing Ansen Electronics Co Ltd. standard encapsulated transformer part-number description.

**AXXY-E-aaaa-bbb-s**

**A** = A represents from one to five arbitrary letters. For examples AS, EI, BV, and etc.

**XX** = The lamination silicone core size, which is represented by the combinations of two numeric digits from 0 - 9. For examples 20, 28, 30, 35, 38, 42, 48, 54, 60 and etc.

**YY** = The thickness of the lamination, which is represented by the combinations of two numeric digits from 0 - 9. For examples 5, 6.1, 8, 10.5, 12, 12.5, 14.8, 15.5, 16.8, 18, 20 and etc.

**E** = Input voltage indication, E for input voltage 230V, U for input voltage 115V and U2 for dual input 115V.

**aaaa** = The output VA, which is represented by the combinations of four numeric digits from 0 - 9 and the VA can be read by the formula calculation  $aaaa/100 = aa.aaVA$ .

**bbb** = The output voltage, which is represented by the combinations of three numeric digits from 0 - 9 and the output voltage can be read by the formula calculation  $bbb/10 = bb.bV$ .

**s** = The numbers of winding for secondary output, where S is a single winding output winding and D is a double winding output.

- The dot mark is the pin1 indication and the reading of the following pin is 2, 3 and etc by clockwise direction on bottom view and anti-clockwise on top view.