

# GREENWAY™

The way we think  
The way we act

## TARGET

To steer new development to greener products, Inventec launched its Greenway™ approach in 2012.

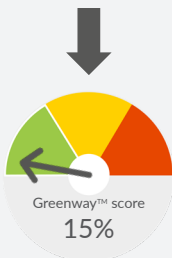
10 years later, Greenway™ embodies now everything we do from a sustainable point of view. The way we **develop**, **manufacture** and **sell** our solutions.

The objectives remain the same:  
limiting our environmental impact and  
helping our customers reducing theirs.

## THE 3 GREENWAY PILLARS

### GREENWAY™ SCORE

Evaluate and compare  
the safety & environmental impact  
of our products



### GREENWAY™ SERVICES

Our services to help  
our customers to reduce  
their environmental impact

- Solvent recycling (ECOPROGRAM)
- Eco-consultancy
- Waste management advice

### GREENWAY™ PROJECTS

Projects to reduce  
the environmental impact  
of our operations  
to become CO2 neutral

- Use less plastic packaging
- Less paper use & waste
- Less energy use & renewable energy sources.
- ...

## GET IN TOUCH

Inventec Performance Chemicals HQ  
26, Rue des coulons,  
94363 Bry sur Marne (Paris), France

Subsidiaries:  
Spain, Switzerland, Germany, Hungary  
USA, Mexico, China, Malaysia, Japan

www.inventec.dehon.com  
contact@inventec.dehon.com  
+33 (0)1 43 98 75 00

WEBSITE



# GREENWAY™ SCORE

## 1- SELECTING INDICATORS TO EVALUATE & CALCULATE THE IMPACT OF EACH PRODUCT

Evaluate the impact in percentage with cross reference datas, which are based on the Safety Data Sheet of the product, industrial expertise & European legislations. Indicators taken into account to evaluate product impact:

### Human health

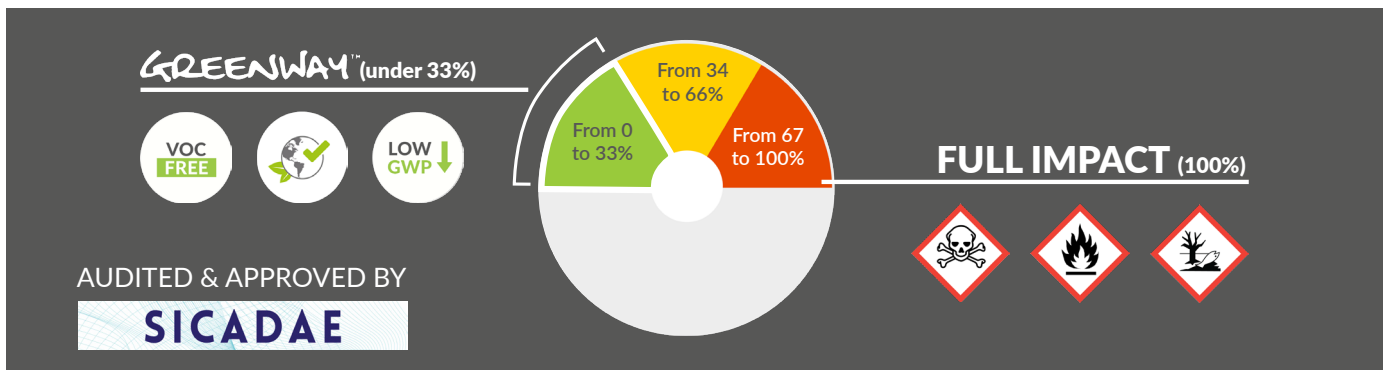
- › flammability
- › toxicity
- › corrosivity
- › risks of raw materials

### Environment protection & resource management

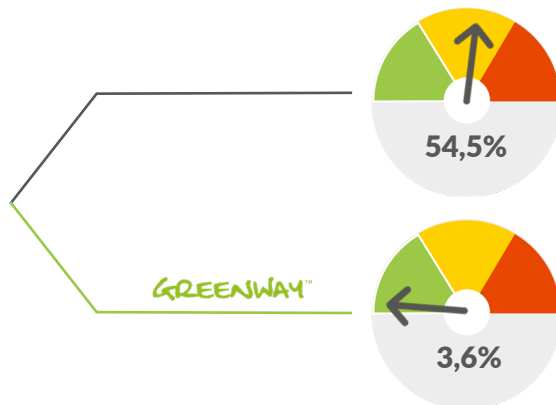
- › water consumption
- › energy consumption
- › Source / origin of raw materials
- › waste management
- › emissions reduction (VOC, GWP)
- › recyclability of the product & packaging
- › circular economy possibilities: with our **ECOPROGRAM** (collection and recycling of polluted fluorinated solvents)
- › consumption of other consumables
- › comparison of processes

## 2- A CLEAR LABELING TO EASILY COMPARE THE IMPACT OF PRODUCTS

The Greenway score and its pictogram can be found on our Product Data Sheet. A product with an impact of less than 33% is also labeled as a «Greenway™ Product».



## 3- CHOOSING THE RIGHT PRODUCT NOT ONLY ON PERFORMANCE BUT ALSO ON SUSTAINABILITY



### IPA

- › needs ATEX/IEC equipment
- › VOC
- › Toxicity

### TOPKLEAN™ EL 606

- › no flash point
- › no VOC
- › no hazardous substances
- › contains renewable raw materials